

more choice, better prices.



Light up your living space with natural daylight



Skylantern brings daylight straight

Open up your living space with a stylish Skylantern rooflight from the National Domelight Company. Our Skylantern rooflights will maximise the aerial views from your home extension or orangery – bringing a more even pattern of daylight into the space without compromising on thermal efficiency or style.

Extend your home and let the sunshine in!

If you are planning a home extension you'll want to let in as much natural light as possible to show off the new space. You'll probably also want to enjoy the panoramic views beyond without obstruction from too many bars or supports. Skylantern brings you all of that and more. Not only will you get open sky views from a rooflight specially designed to suit your contemporary or traditional home, you'll also get a space that you can use comfortably all year round.



Stylish, lightweight rooflighting for traditional and contemporary homes with self cleaning glass as standard.

Light into your home. SkyLantern



Stylish and unobtrusive!

SkyLantern is beautifully designed to be minimal yet functional. SkyLantern's super-strong, yet light aluminium box rafters deliver visual elegance and a superior thermal performance. The design of the units ensure sharp lines inside, and low sight lines outside, which means that they look stylish and elegant – from inside or out.

Outstanding thermal efficiency

The SkyLantern rafter is highly thermally efficient and has a U-value of $1.5W/m^2K$, which is twice as thermally efficient as its nearest competitor. When combined with our double-glazed Low-E glass, the overall rooflight has U-values as low as $1.3W/m^2K$. Its thermal efficiency can be further improved to $0.7W/m^2K$ when fitted with 44mm triple glazed Low-E glass. Not only do SkyLantern rooflights look good, **they are guaranteed to keep heating and lighting costs down too.**



Skylantern –
contemporary,
stylish and
minimalistic.



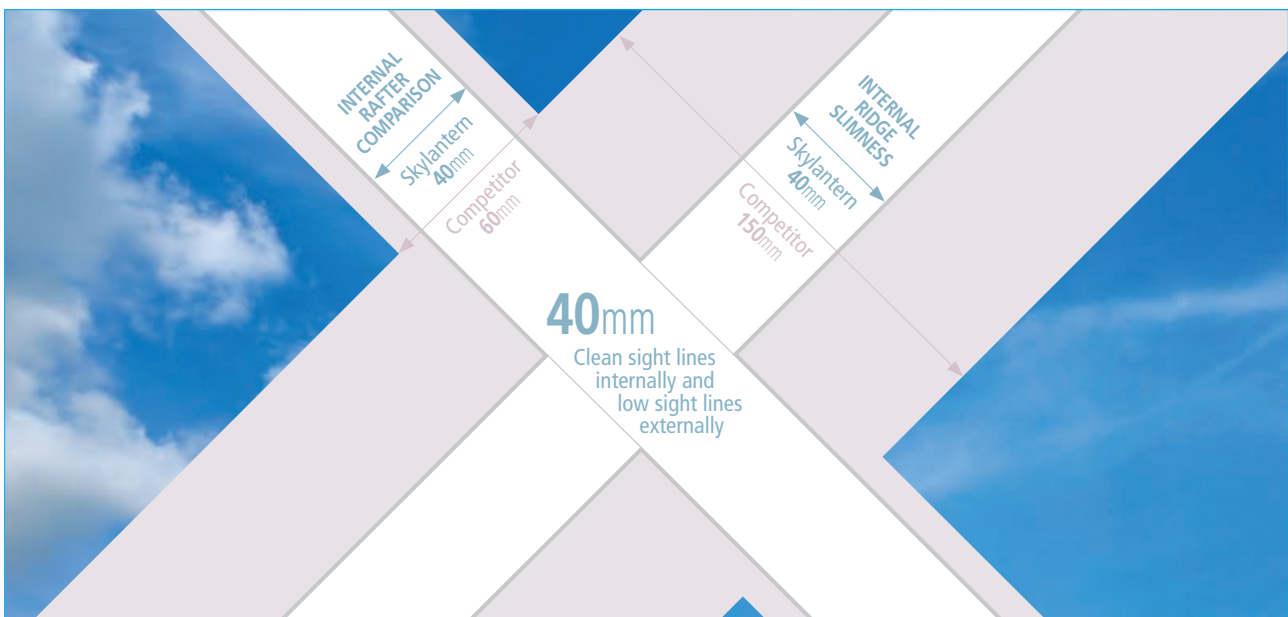


Everyone loves a light and airy

Whether it's for a traditional or contemporary home, large or small space, replacement roof or new conservatory, the combination of excellent design, versatility, and superior technology means that Skylantern can be made to measure.

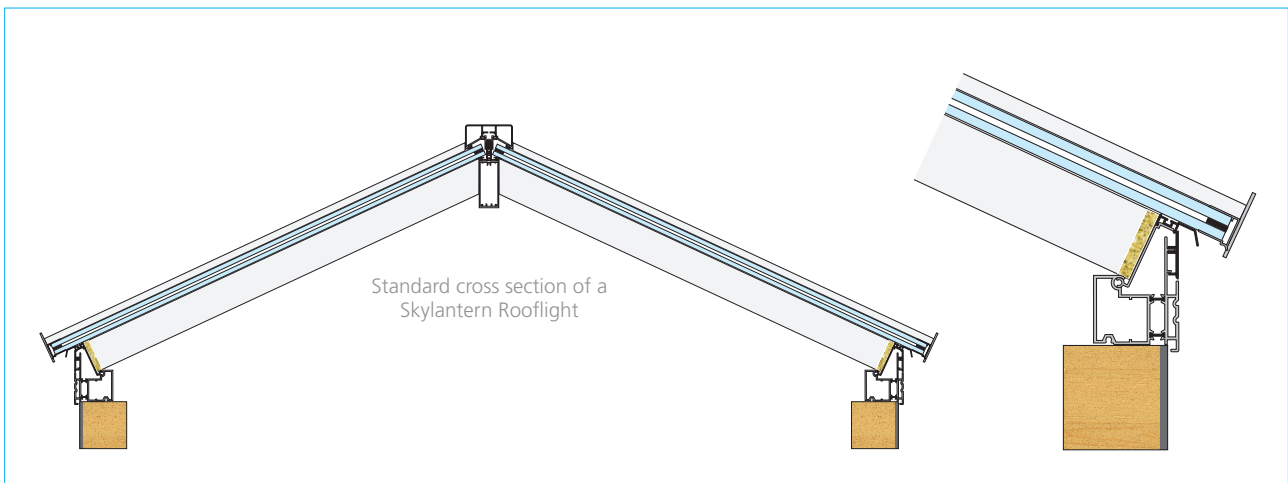
"I would never have believed how much light we have brought into our new extension room, with Skylantern designed into it!"
Mrs Julie Smith, Guildford, Surrey.

Skylantern Benefits at a Glance



More light, better views

Compared to conventional roof lanterns, Skylantern reduces the visible width and sight lines of rafters by **30%** and the main feature ridge by **70%** – that means more glazing, more light and more blue sky!



y living space.



A wide range of colours to choose from

As well as our popular colours, SkyLantern's aluminium exterior cover caps can be powder coated to a huge selection of RAL colours providing a durable and attractive roof finish.

It is also possible to have the inner framework finished in a different RAL colour to that which is outside, making it easy to specify the right rooflight for you and your home.



Ideal for orangeries and lantern roofs of any size

Slim, lightweight 40mm aluminium box units make for elegant unobtrusive roof profiles.

Optional ventilation

Roof lanterns can be fitted with manual or electric controls if required.

* We make every effort to ensure perfect colour reproduction between what we show here and the real product, but owing to printing limitations the colours may not match exactly.

Fast turnaround on stock sizes

Need a stylish rooflight in a hurry? SkyLantern rooflights are available in the following sizes for faster delivery: 1000 x 1000, 1000 x 1500, 1000 x 2000, 1500 x 2500 or 2000 x 3000mm in either White, Grey or Black finish, Dual colour also available.

Contact us for availability.

Custom-made doesn't have to mean expensive

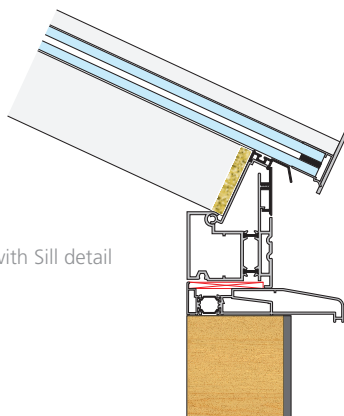
SkyLantern rooflights can also be made to non-standard sizes to suit your exact requirements. Just tell us what size and specification you would like your roof lantern to be and leave the rest to us. On receipt of your order, detailed drawings will be provided to ensure you get the right fit every time. All rooflights are also delivered with full installation instructions and an installation video is also available if required.

Choice of uPVC external caps

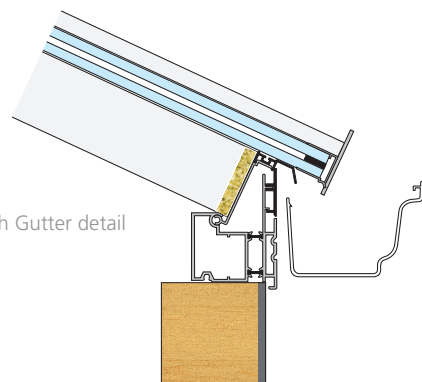
Available either as an all-aluminium structure or with the additional choice of uPVC external caps. Bevelled and flat external caps are also available to complement the existing building architecture.



SkyLantern with Sill detail



SkyLantern with Gutter detail



Skylantern Technical Information

Materials

Framework consists of a high tensile aluminium section (Alloy 6063 T6 to BS 1474: 1987) box section 40mm wide by 68mm, 81mm and 97mm in depth, giving the options of profiles to suit larger spans. The thermal break comes in the form of a PVC extension adaptor connected to the main rafter box section. This section is designed to receive an aluminium exterior cover cap. All Skylantern rooflights are produced in line with BS EN ISO 9001: 2000 9001: 2000 quality control conditions and are BBA approved to market leading standards.

Finishes

All aluminium is polyester powder coated with 80-100 microns of paint to BS 6496. Anodising is to BS 3987 and finishing is conducted under BS EN 9002:1994 quality control standards.



Construction and Delivery

Skylantern rooflights are delivered to site in an easy-to-assemble kit form, with full installation instructions included to enable safe and easy transportation to roof level.

All Skylantern glazing is secured by a snap on exterior cover cap and pressure plate, providing a continuous pressure seal against the glazing.

Skylantern units are designed to be installed on to a builder's weathered timber kerb, and if required, can be supplied with a sill or gutter feature to complement your installation.

Performance

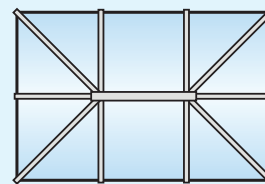
Skylantern rooflights have been engineered to comply with severe weather ratings (Wind loads 1.32 Kn/m² and snow loads 1.0 Kn/m²). The structure when finished using standard planitherm double glazing units will have a thermal U value of approximately 1.3 W/m²k. BBA test results indicate that the U value for Skylantern roof rafters is 1.5 W/m²k. Secondary drainage channels have been designed into the PVC thermal break. This allows drainage channels to run over the bottom ringbeam, providing a unique, but effective way of draining the roof system (Water test pressure 300 pascals).

Glazing

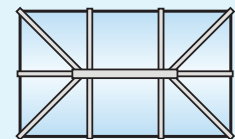
All double glazing is Kite marked toughened glass which is 5 times stronger than ordinary glass (BS 6206:1981 with a Class O fire rating). All Skylantern glazing has continuous spacer bars and are dual sealed (BS 5713). Double glazing or triple glazed units rest on a co extruded EPDM gasket and are held into position by a pressure plate and aluminium exterior cover cap.

NOTE: Units should be installed in accordance with BS 6262:1982, BS 8000, Part 7: 1990 GGF glazing manual or European equivalent.

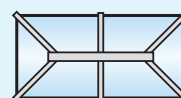
Popular Skylantern Rooflight designs



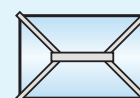
3000mm x 2000mm



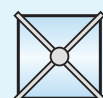
2500mm x 1500mm



2000mm x 1000mm



1500mm x 1000mm



1000mm x 1000mm

Pyramid House
52 Guildford Road
Lightwater
Surrey
GU18 5SD

Tel: 01276 451555
Fax: 01276 450610
Email: info@nationaldomes.com
www.nationaldomes.com

